ToolLine

PSC Tooling

TUNGCAP

Tungaloy Report No. 410S1-G

Enhanced lineup of C3 and C4 PSC holders for small CNC lathes



TUNGALOY ADDFORCE ACCELERATED LINES

For more information

Increased productivity

- A dual-contact holder design provides a simultaneous taper and flange contacts on the spindle for enhanced rigidity and stability
- Enables extremely productive, accurate, as well as high quality machining

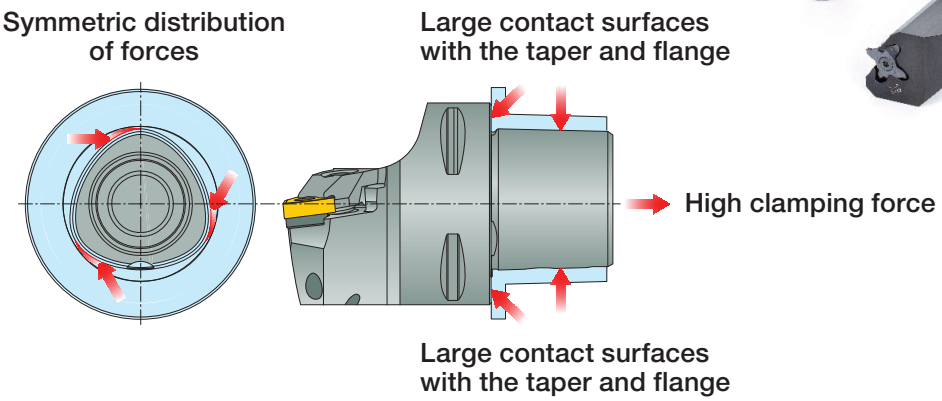

Reduced downtime

- High repeatability of the edge position in tool change up to ±2 µm
- In measuring, tool setup and changing

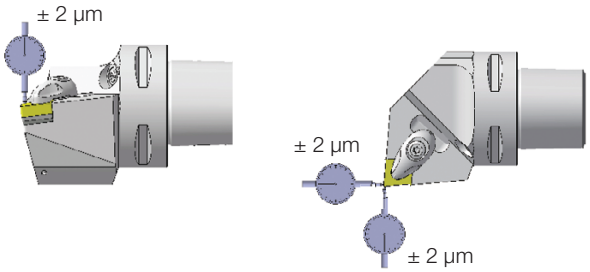

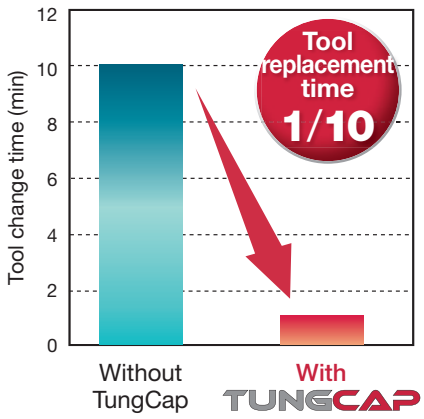

Measurement outside the machine



Input measured data

Short tool change time



High precision in simple process

New

Enhanced standard lineup of C3 and C4 holders for small CNC lathes

Cutting heads and short-overhang adapters are also available as standard for the front gang slide of small CNC lathes



■ Size C3 and C4 holder lineup

External turning, Double-clamping system (Type A)

L 95° For CN*G	L 95° For WN*G	J 93° For DN*G	Q 107.5° For DN*G	U 93° For DN*G	J 93° For TN*G	J 93° For VN*G	Q 117.5° For VN*G
			New	New			New
p.4	p.5	p.6	p.7	p.8	p.8	p.9	p.11

External turning, Lever lock system (Type P)

L 95° For CN*G	L 95° For WN*G	J 93° For DN*G	J 93° For TN*G	J 93° For VN*G	U 93° For TN*G
TUNGTJET	TUNGTJET	TUNGTJET		TUNGTJET	New TUNGTJET
p.4	p.5	p.6	p.9	p.10	p.12

External turning, Screw-on clamping system (Type S)

J 93° For DC*T	J 93° For VC*T	L 95° For CC*T (for front gang slide)	U 93° For DC*T (for front gang slide)	U 93° For VC*T (for front gang slide)
New TUNGTJET	TUNGTJET	New TUNGTJET	New TUNGTJET	New TUNGTJET
p.7	p.10	p.11	p.12	p.13

Internal turning, Double-clamping system (Type A), Lever lock system (Type P), Screw-on clamping system (Type S)

L 95° For CN*G	U 93° For DN*G	U 93° For DN*G	L 95° For CC*T	L 95° For WXGU	X 100° For DXGU	Q 117.5° For VB*T
				MINIFTURN	MINIFTURN	
p.14	p.15	p.15	p.13	p.14	p.16	p.16

External threading

For 16ER/L	For 16ER/L (for front gang slide)	For 16ER/L (for front gang slide)
	New	New TUNGTJET
p.17	p.17	p.18

External grooving and threading

TETRAMCUT 18	TETRAFCUT 27	TETRAMCUT 18	TUNGMSYSTEM	TUNGMSYSTEM
New TUNGTJET	New TUNGTJET	New TUNGTJET	TUNGTJET	TUNGTJET
p.18	p.19	p.19	p.23	p.23

External grooving

TUNGCUT TETRAMCUT TETRAFCUT	TUNGCUT TETRAMCUT TETRAFCUT
p.21	p.20

Drilling

TUNGDRILLTWISTED
p.25

Adaptors

Adapter for boring bars	ER collet chuck holder	Cover plug
		New
p.27	p.27	p.27

For product details, see the page indicated in the box.

C-ACLNR/L

TURNINGA

Double-clamp toolholder, with 95° approach angle, for negative 80° rhombic inserts

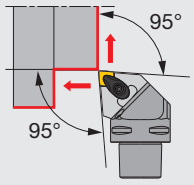

Cutting edge style **L**

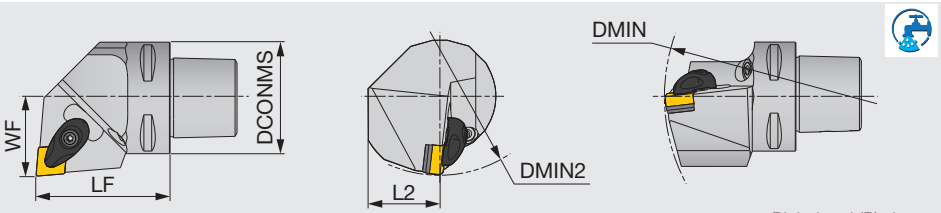

Right hand (R) shown.

Designation	DCONMS	LF	L2	WF	DMIN	DMIN2	RE	Insert
C3ACLNR/L22040-0904N	32	40	20	22	110	121	0.8	CN**0904**E
New C3ACLNR/L22040-12N	32	40	20	22	121	116	0.8	CN**1204...
C4ACLNR/L27050-0904N	40	50	25	27	140	110	0.8	CN**0904**E
C4ACLNR/L27050-12N	40	50	25	27	140	110	0.8	CN**1204...

Applicable for 7 MPa coolant

SPARE PARTS

Designation	Clamp	Clamping screw	Coolant parts	Shim	Shim screw	Spring	Spring pin	Wrench 1	Wrench 2
C*ACLN***-0904N	ACP3S-E	ACS-5W	SATZ-M10X1-5	ASC322	CSTB-3.5	BP-7	SP-2.5	-	T-15F
C*ACLN***-12N	ACP4S	ACS-5W	SATZ-M8X1-M3	ASC422	CSTB-3.5	BP-7	SP-2.5	-	T-15F

e-catalog

C-PCLNR/L-CHP

TUNGTJET URN

Lever-lock toolholder, with 95° approach angle, for negative 80° rhombic inserts, with high pressure coolant capability

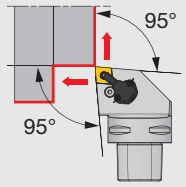

Cutting edge style **L**

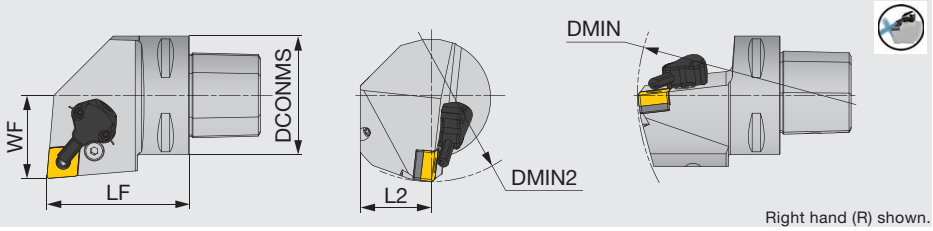

Right hand (R) shown.

Designation	DCONMS	LF	L2	WF	DMIN	DMIN2	RE	Insert
C4PCLNR/L27050-0904-CHP	40	50	25	27	140	110	0.8	CN**0904...
C4PCLNR/L27050-12-CHP	40	50	25	27	140	110	0.8	CN**1204...

Applicable for 14 MPa coolant

SPARE PARTS

Designation	Shim	Clamping screw	Spring pin	Lever	Wrench
C*PCLNR/L**-12-CHP	LSC42	LCS4	LSP4	LCL4	P-3
C*PCLNR/L**-0904-CHP	LSC317	LCS3	LSP3	LCL33	P-2.5

COOLANT SET

Designation	Coolant unit	Mounting screw	Wrench	O-ring
C*PCLNR/L**-CHP	CU-CW-CHP	SRM3	T-8F	OR6.4X0.9N

e-catalog

C-AWLNR/L

TURNINGA

Double-clamp toolholder, with 95° approach angle, for negative 80° trigon inserts

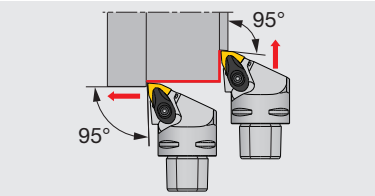

Cutting edge style **L**

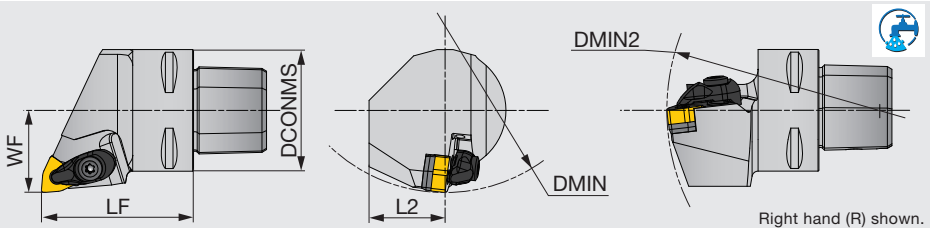

Right hand (R) shown.

Designation	DCONMS	LF	L2	WF	DMIN	DMIN2	RE	Insert
New C3AWLNR/L22045-0604N	32	45	20	22	140	120	0.8	WN**0604...
New C3AWLNR/L22045-08N	32	45	20	22	110	170	0.8	WN**0804...
C4AWLNR/L27050-0604N	40	50	25	27	140	110	0.8	WN**0604...
C4AWLNR/L27050-08N	40	50	25	27	-	-	0.8	WN**0804...

Applicable for 7 MPa coolant

The items without DMIN and DMIN2 cannot be used for boring.

SPARE PARTS

Designation	Clamp	Clamp screw	Shim	Shim screw	Spring	Spring pin	Wrench
C-AWLNR/L**-0604N	ACP3S-E	ACS-5W	ASW322	CSTB-3.5	BP-7	SP-2.5	T-15F
C-AWLNR/L**-08N	ACP4S	ACS-5W	ASW422	CSTB-3.5	BP-7	SP-2.5	T-15F

e-catalog

C-PWLNR/L-CHP

TUNGTJET URN

Lever-lock toolholder, for negative 80° trigon inserts, with high pressure coolant capability

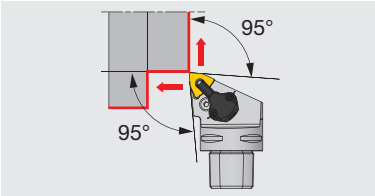

Cutting edge style **L**

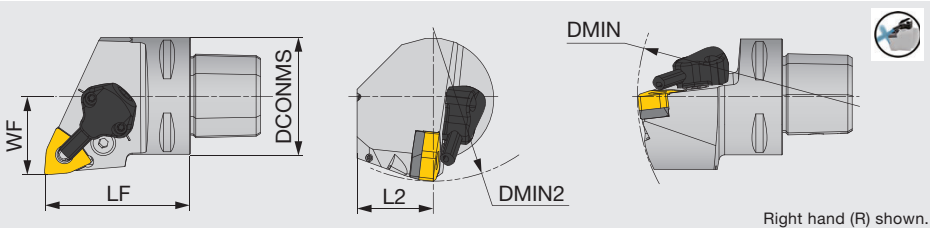

Right hand (R) shown.

Designation	DCONMS	LF	L2	WF	DMIN	DMIN2	RE	Insert
C4PWLNR/L27050-0604-CHP	40	50	25	27	140	110	0.8	WN**0604...
C4PWLNR/L27050-08-CHP	40	50	25	27	140	110	0.8	WN**0804...

Applicable for 14 MPa coolant

SPARE PARTS

Designation	Shim	Clamping screw	Spring pin	Lever	Wrench
C*PWLNR/L**-08-CHP	LSW42BL	LCS4	LSP4	LCL4	P-3
C*PWLNR/L**-0604-CHP	LSW312	LCS3	LSP3	LCL3	P-2.5

COOLANT SET

Designation	Coolant unit	Mounting screw	Wrench	O-ring
C*PWLNR/L**-CHP	CU-CW-CHP	SRM3	T-8F	OR6.4X0.9N

e-catalog

C-ADJNR/L

TURNINGA

Double-clamp toolholder, with 93° approach angle, for negative 55° rhombic inserts

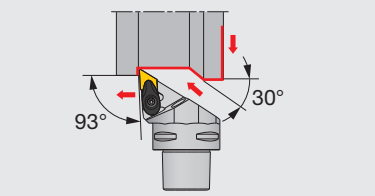

Cutting edge style **J**

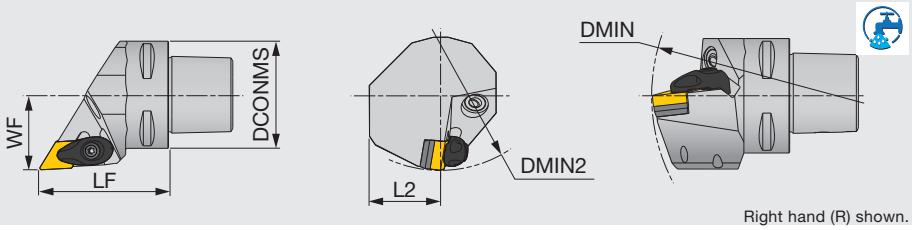

Right hand (R) shown.

Designation	DCONMS	LF	L2	WF	DMIN	DMIN2	RE	Insert
New C3ADJNR/L22045-1104N	32	45	20	22	121	85	0.8	DN**1104...
C3ADJNR/L22050-1104N	32	50	20	22	121	85	0.8	DN**1104...
New C3ADJNR/L22050-15N	32	50	20	22	121	85	0.8	DN**1504...
C4ADJNR/L27050-1104N	40	50	25	27	145	110	0.8	DN**1104...
C4ADJNR/L27050-15N	40	50	25	27	145	110	0.8	DN**1504...

Applicable for 7 MPa coolant

SPARE PARTS

Designation	Clamp	Clamping screw	Coolant parts	Shim	Shim screw	Spring	Spring pin	Wrench
C3ADJNR/L**-1104N	ACP3S-E	ACS-5W	-	ASD322	CSTB-3.5	BP-7	SP-2.5	T-15F
C3ADJNR/L**-15N	ACP4S	ACS-5W	-	ASD432	CSTB-3.5	BP-7	SP-2.5	T-15F
C4ADJNR/L**-1104N	ACP3S-E	ACS-5W	SATZ-M10X1-M5	ASD322	CSTB-3.5	BP-7	SP-2.5	T-15F
C4ADJNR/L**-15N	ACP4S	ACS-5W	SATZ-M10X1-M5	ASD432	CSTB-3.5	BP-7	SP-2.5	T-15F

Option: ASD423 (Shim for DN**1506**)

e-catalog

C-PDJNR/L-CHP

TUNGTURN JET

Lever-lock toolholder, with 93° approach angle, for negative 55° rhombic inserts, with high pressure coolant capability

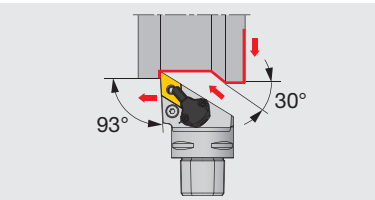

Cutting edge style **J**

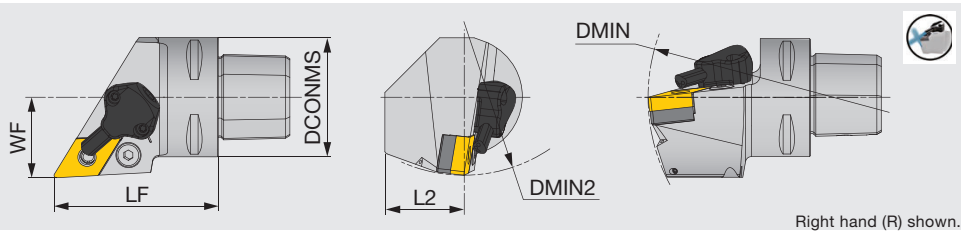

Right hand (R) shown.

Designation	DCONMS	LF	L2	WF	DMIN	DMIN2	RE	Insert
C4PDJNR/L27055-1104-CHP	40	55	25	27	140	110	0.8	DN**1104...
C4PDJNR/L27055-15-CHP	40	55	25	27	140	110	0.8	DN**1504...

Applicable for 14 MPa coolant

SPARE PARTS

Designation	Shim	Clamping screw	Spring pin	Lever	Wrench
C*PDJNR/L**-15-CHP	LSD43A	LCS4	LSP4	LCL4	P-3
C*PDJNR/L**-1104-CHP	ELSD32	LCS3	LSP3	LCL33L	P-2.5

COOLANT SET

Designation	Coolant unit	Mounting screw	Wrench	O-ring
C*PDJLNR/L**-CHP	CU-D-CHP	SRM3	T-8F	OR6.4X0.9N

Option: LSD42A (Shim for DN**1506**), LSP4S (Spring pin for DN**1506**)

e-catalog

New

C-SDJCR/L-CHP

TUNGTURN JET

Screw-on toolholder, with 93° approach angle, for positive 55° rhombic inserts, with high pressure coolant capability

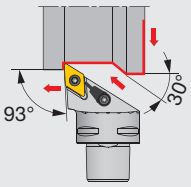

Cutting edge style **J**

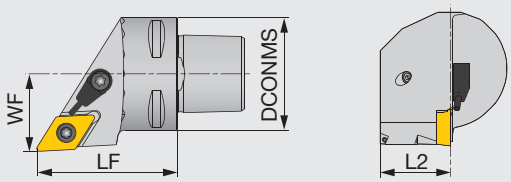

Right hand (R) shown.

Designation	DCONMS	LF	L2	WF	RE	Insert
C3SDJCR/L22040-11-CHP	32	40	20	22	0.8	DC**11T3...

Applicable for 14 MPa coolant
Cannot be used for boring

e-catalog

SPARE PARTS

Designation	Clamping screw	Coolant unit	Wrench
C3SDJCR/L22040-11-CHP	CSTB-4S	S-CU-CHP	T-15F

New

C-ADQNR/L

TURNINGA

Double-clamp toolholder, with 107.5° approach angle, for negative 55° rhombic inserts

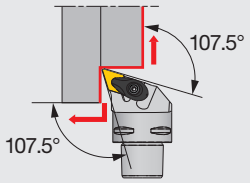

Cutting edge style **Q**

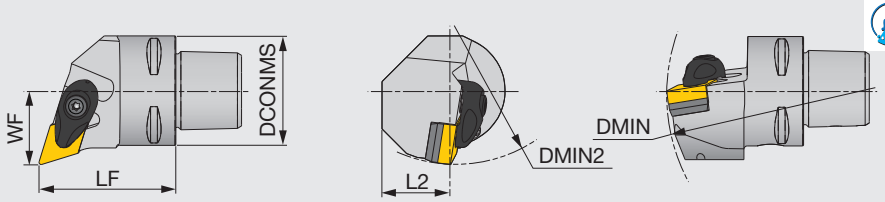

Right hand (R) shown.

Designation	DCONMS	LF	L2	WF	DMIN	DMIN2	RE	Insert
C3ADQNR/L22040-15N	32	40	20	22	121	85	0.8	DN**1504...
C4ADQNR/L27050-15N	40	50	25	27	145	110	0.8	DN**1504...

Applicable for 7 MPa coolant

SPARE PARTS

Designation	Clamp	Clamp screw	Shim	Shim screw	Spring	Spring pin	Wrench
C*ADQNR/L...	ACP4S	ACS-5W	ASD432	CSTB-3.5	BP-7	SP-2.5	T-15F

Option: ASD423 (Shim for DN**1506**)

e-catalog

New

C-ADUNR/L

TURNING

Double-clamp toolholder, with 93° approach angle, for negative 55° rhombic inserts

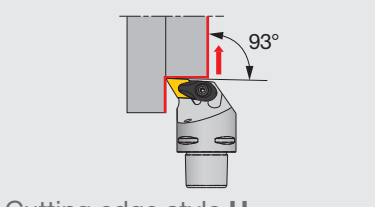

Cutting edge style **U**

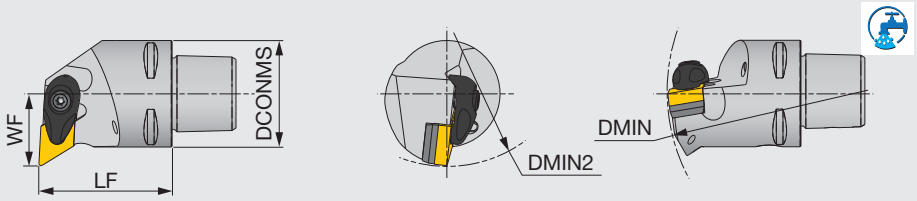

Right hand (R) shown.

Designation	DCONMS	LF	L2	WF	DMIN	DMIN2	RE	Insert
C4ADUNR/L27050-15N	40	50	-	27	140	110	0.8	DN**1504...

Applicable for 7 MPa coolant

SPARE PARTS

Designation	Clamp	Clamp screw	Shim	Shim screw	Spring	Spring pin	Wrench
C4ADUNR/L27050-15N	ACP4S	ACS-5W	ASD432	CSTB-3.5	BP-7	SP-2.5	T-15F

Option: ASD423 (Shim for DN**1506**)

e-catalog

C-ATJNR/L

TURNING

Double-clamp toolholder, with 93° approach angle, for negative 60° triangular inserts

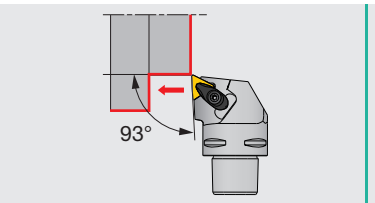

Cutting edge style **J**

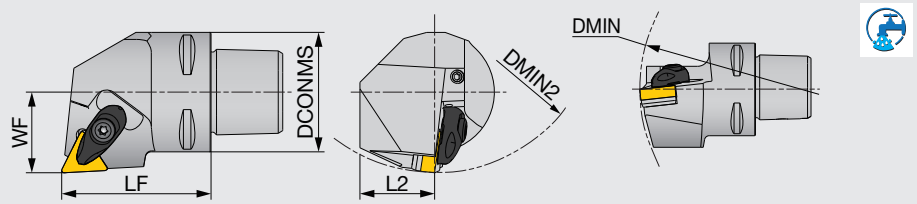

Right hand (R) shown.

Designation	DCONMS	LF	L2	WF	DMIN	DMIN2	RE	Insert
New C3ATJNR/L22040-16N	32	40	20	22	200	140	0.8	TN**1604...
C4ATJNR/L27050-16N	40	50	25	27	140	110	0.8	TN**1604...

Applicable for 7 MPa coolant

SPARE PARTS

Designation	Clamp	Clamp screw	Shim	Shim screw	Spring	Spring pin	Wrench
C*ATJNR/L...	ACP3S	ACS-5W	AST322	CSTB-3.5	BP-7	SP-2.5	T-15F

e-catalog

C-PTJNR/L

Lever-lock toolholder, with 93° approach angle, for negative 60° triangular inserts

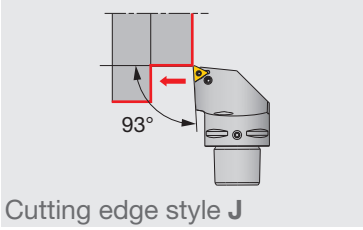

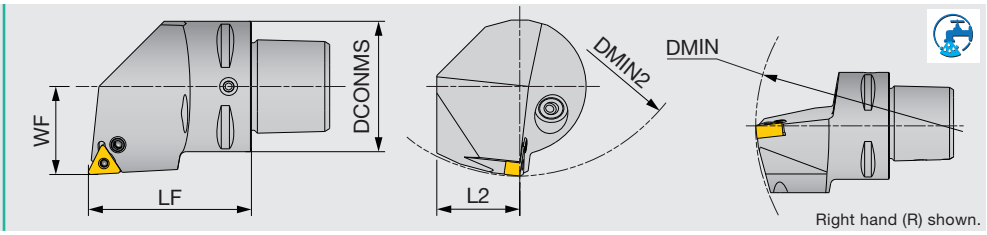

Designation	DCONMS	LF	L2	WF	DMIN	DMIN2	RE	Insert
C4PTJNR/L27050-1104N	40	50	25	27	140	110	0.8	TN**1104**E

Applicable for 7 MPa coolant

SPARE PARTS

Designation	Coolant parts	Lever	Clamping screw	Wrench
C4PTJNR/L27050-1104N	SATZ-M8X1-M3	LCL23	LCS23A	P-2.5

e-catalog

C-AVJNR/L

TURNINGA

Double-clamp toolholder, with 93° approach angle, for negative 35° rhombic inserts

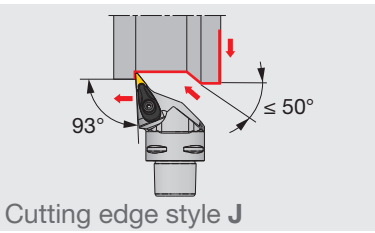

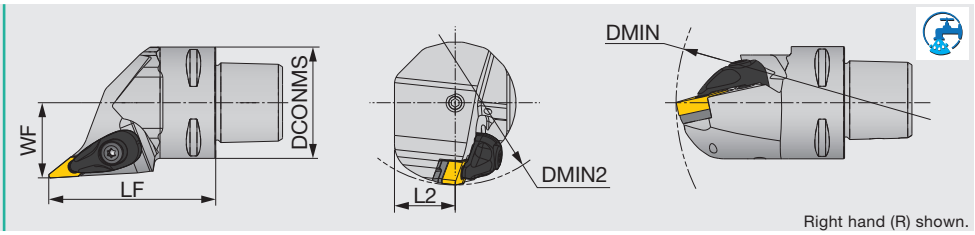

Designation	DCONMS	LF	L2	WF	DMIN	DMIN2	RE	Insert
New C3AVJNR/L22050-1204N	32	50	20	22	121	70	0.8	VN**1204...
C4AVJNR/L27060-1204N	40	60	20	27	140	55	0.8	VN**1204...
C4AVJNR/L27060-16N	40	60	25	27	140	110	0.8	V/YN**1604...

Applicable for 7 MPa coolant

SPARE PARTS

Designation	Clamp	Clamp screw	Coolant parts	Shim	Shim screw	Spring	Spring pin	Wrench 1	Wrench 2
C*AVJNR/L**-1204N	ACP3L-E	ACS-5W	-	ASV222	CSTB-3	BP-7	SP-2.5	T-9F	T-15F
C4AVJNR/L**-16N	ACP3L	ACS-5W	-	ASV322	CSTB-3.5	BP-7	SP-2.5	-	T-15F

e-catalog

C-PVJNR/L-CHP

Lever-lock toolholder, with 93° approach angle, for negative 35° rhombic inserts, with high pressure coolant capability

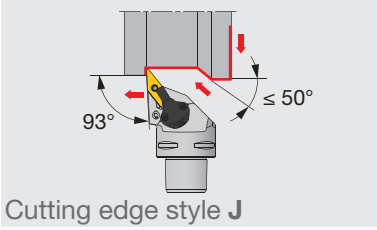

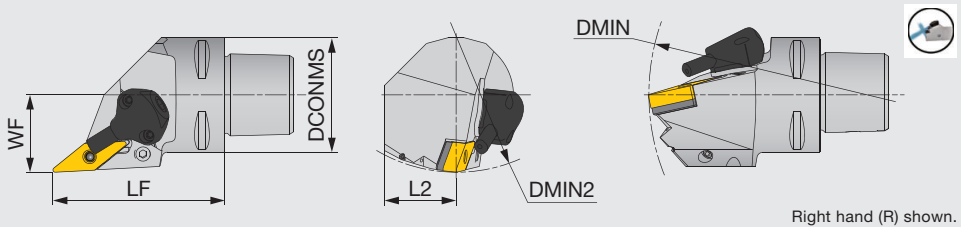

Designation	DCONMS	LF	L2	WF	DMIN	DMIN2	RE	Insert
C4PVJNR/L27060-16-CHP	40	60	25	27	140	110	0.8	V/YN**1604...

Applicable for 14 MPa coolant

SPARE PARTS

Designation	Shim	Spring pin	Lever	Clamping screw	Wrench	Coolant unit
C*PVJNR/L**-16-CHP	LSV317	LSP3	LCL3V	LCS3V	P-2.5	CU-V-CHP

COOLANT SET

Designation	Coolant unit	Mounting screw	Wrench 2	O-ring
C*PVJNR/L**-16-CHP	CU-V-CHP	SRM3	T-8F	OR6.4X0.9N

e-catalog

C-SVJCR/L

Screw-on toolholder, with 93° approach angle, for positive 35° rhombic inserts

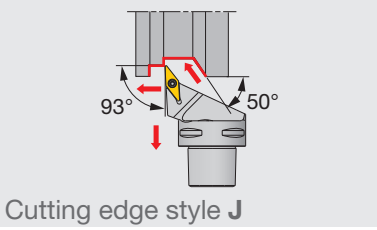

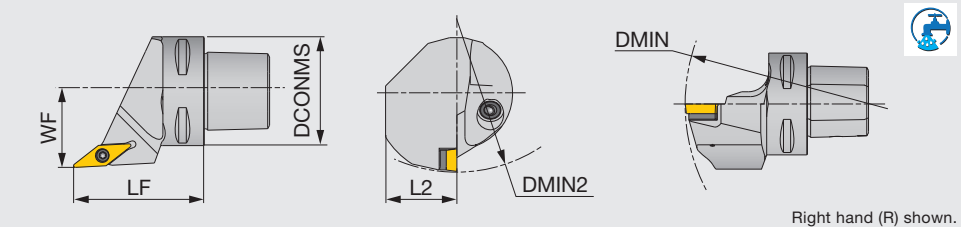

Designation	DCONMS	LF	L2	WF	DMIN	DMIN2	RE	Insert
C3SVJCR/L22040-11N	32	40	20	22	-	-	0.4	VC**1103...
New C3SVJCR/L22045-16N	32	45	20	22	-	-	0.8	VC**1604...
New C4SVJCR/L27050-16N	40	50	25	27	140	155	0.8	VC**1604...

The items without DMIN and DMIN2 cannot be used for boring.
Applicable for 7 MPa coolant

SPARE PARTS

Designation	Clamping screw	Coolant parts	Shim	Shim screw	Wrench 1	Wrench 2
C3SVJC*22040-11N	CSTB-2.5	SATZ-M8X1-M3	-	-	-	T-8F
C3SVJC*22045-16N	CSTB-3.5L	-	SSV32	DTS5-3.5	P-3.5	T-15F
C4SVJC*27050-16N	CSTB-3.5L	SATZ-M10X1-M5	SSV32	DTS5-3.5	P-3.5	T-15F

e-catalog

New

C-AVQNR/L

TURNING

Double-clamp toolholder, with 117.5° approach angle, for negative 35° rhombic inserts

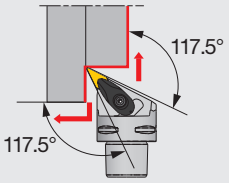

Cutting edge style **Q**

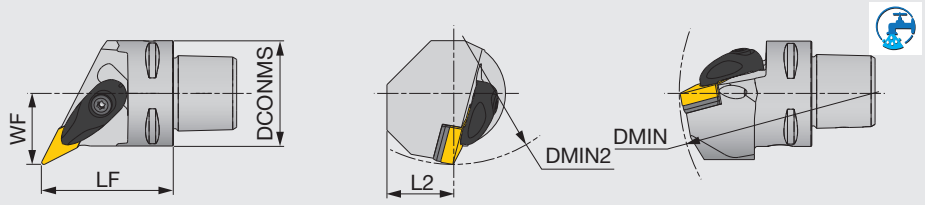

Right hand (R) shown.

Designation	DCONMS	LF	L2	WF	DMIN	DMIN2	RE	Insert
C4AVQNR/L27050-16N	40	50	25	27	145	110	0.8	V/YN**1604...

Applicable for 7 MPa coolant

SPARE PARTS

Designation	Clamp	Clamp screw	Shim	Shim screw	Spring	Spring pin	Wrench
C4AVQNR/L27050-16N	ACP3L	ACS-5W	ASV322	CSTB-3.5	BP-7	SP-2.5	T-15F

e-catalog

New

C-SCLCL-CHP

TUNGTURN JET

Screw-on toolholder, with 95° approach angle, for positive 80° rhombic inserts, with high pressure coolant capability

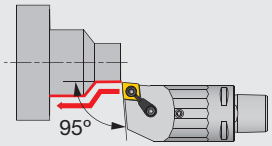

Cutting edge style **L**

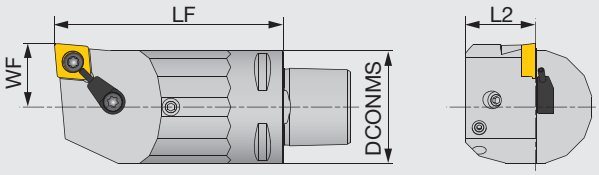

Left hand (L) shown.

Designation	DCONMS	LF	L2	WF	RE	Insert
C3SCLCL18040-09-CHP	32	40	20	18	0.8	CC**09T3...
C3SCLCL18065-09-CHP	32	65	20	18	0.8	CC**09T3...

Applicable for 14 MPa coolant
Cannot be used for boring

e-catalog

SPARE PARTS

Designation	Clamping screw	Coolant unit	Wrench
C3SCLCL...	CSTB-4S	S-CU-CHP	T-15F

New

C-SDUCL-CHP

TUNGTJET

Screw-on toolholder, with 93° approach angle, for positive 55° rhombic inserts, with high pressure coolant capability

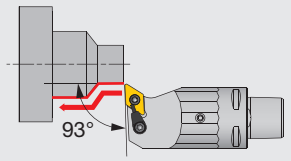

Cutting edge style **U**

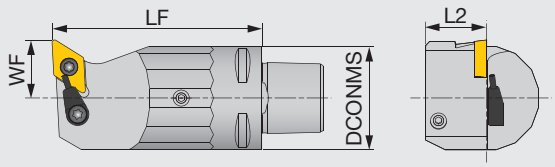

Left hand (L) shown.

Designation	DCONMS	LF	L2	WF	RE	Insert
C3SDUCL18040-11-CHP	32	40	19	18	0.8	DC**11T3...
C3SDUCL18065-11-CHP	32	65	19	18	0.8	DC**11T3...

Applicable for 14 MPa coolant
Cannot be used for boring

e-catalog

SPARE PARTS

Designation	Clamping screw	Coolant unit	Wrench
C3SDUCL...	CSTB-4S	S-CU-CHP	T-15F

New

C-PTUNL-CHP

TUNGTJET

Lever-lock toolholder, with 93° approach angle, for negative 60° triangular inserts, with high pressure coolant capability

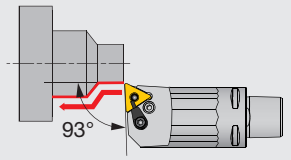

Cutting edge style **U**

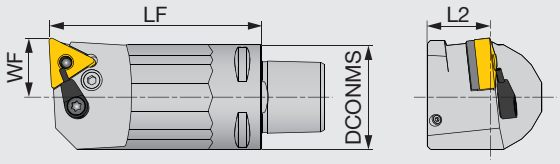

Left hand (L) shown.

Designation	DCONMS	LF	L2	WF	RE	Insert
C3PTUNL18040-16-CHP	32	40	19	18	0.8	TN**1604...
C3PTUNL18065-16-CHP	32	65	19	18	0.8	TN**1604...

Applicable for 14 MPa coolant
Cannot be used for boring

SPARE PARTS

Designation	Coolant unit	Shim	Lever	Clamping screw	Spring pin	Wrench
C3PTUNL...	S-CU-CHP	LST317	LCL3	LCS3	LSP3	P-2.5

e-catalog

New

C-SVUCL-CHP

Screw-on toolholder, with 93° approach angle, for positive 35° rhombic inserts, with high pressure coolant capability

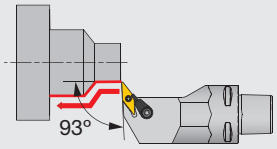

Cutting edge style **U**

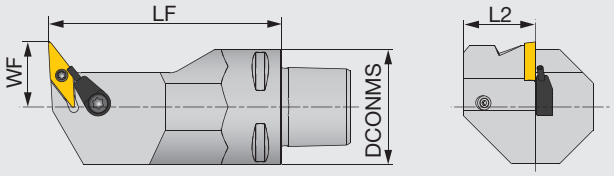

Left hand (L) shown.

Designation	DCONMS	LF	L2	WF	RE	Insert
C3SVUCL18065-11-CHP	32	65	20	18	0.4	VC**1103...

Applicable for 14 MPa coolant
Cannot be used for boring

e-catalog

SPARE PARTS

Designation	Clamping screw	Coolant unit	Wrench
C3SVUCL18065-11-CHP	CSTB-2.5	S-CU-CHP	T-8F

C-SCLCR

Screw-on internal toolholder, for positive 80° rhombic inserts

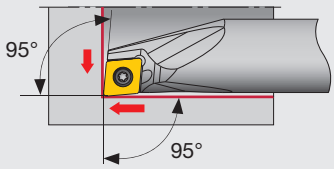

Cutting edge style **L**

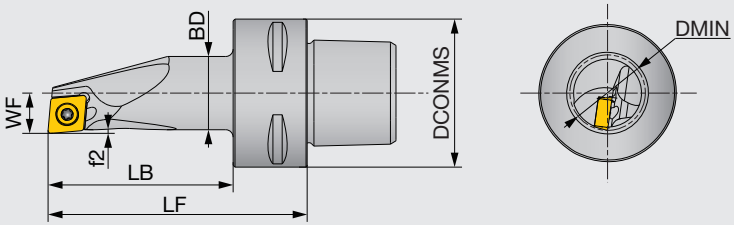

Designation	DMIN	DCONMS	BD	LF	LB	WF	f2	RE	Insert
C3SCLCR11070-09	22	32	19.8	70	52	11	1.0	0.8	CC**09...
C4SCLCR11070-09	22	40	19.8	70	47	11	1.0	0.8	CC**09...

Applicable for 7 MPa coolant
Use right-hand toolholders (R) with left-hand inserts (L).

e-catalog

SPARE PARTS

Designation	Clamping screw	Wrench
C*SCLCR...	CSTB-4S	T-15F

C-PCLNR/L-IN

Lever-lock internal toolholder, for negative 80° rhombic inserts

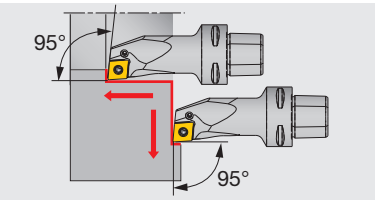

Cutting edge style **L**

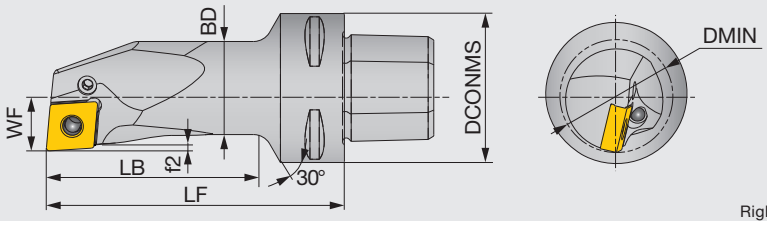

Right hand (R) shown.

Designation	DMIN	DCONMS	BD	LF	LB	WF	f2	RE	Insert
C3PCLNR17090-12	32	32	25	90	71	17	1.6	0.8	CN**1204...
C4PCLNR17090-0904	32	40	25	90	63	17	1.3	0.8	CN**0904**E
C4PCLNR/L17080-12	32	40	25	80	58.5	17	1.6	0.8	CN**1204...
C4PCLNR22110-0904	40	40	32	110	86.5	22	1.3	0.8	CN**0904**E
C4PCLNR27120-0904	50	40	39.5	120	100	27	1.7	0.8	CN**0904**E

Applicable for 7 MPa coolant

e-catalog

SPARE PARTS

Designation	Lever	Clamping screw	Wrench
C*PCLNR/L...	LCL43N	LCS43	P-2.5

C-SWLXR/L

Screw-on internal toolholder, for WXGU inserts

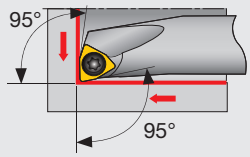

Cutting edge style **L**

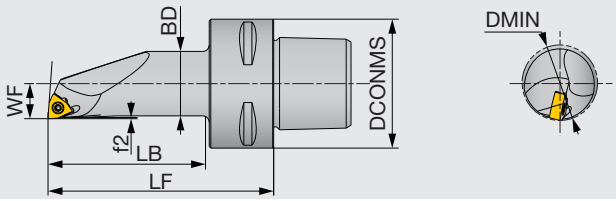

Right hand (R) shown.

Designation	DMIN	DCONMS	BD	LF	LB	WF	f2	RE	Insert
C4SWLXR11070-04	22	40	20	70	47	11	0.4	0.4	WXGU0403**L...

Applicable for 7 MPa coolant

e-catalog

SPARE PARTS

Designation	Clamping screw	Wrench
C4SWLXR11070-04	SR34-514	T-7F

C-ADUNR/L

TURNINGA

Double-clamp internal toolholder, for negative 55° rhombic inserts

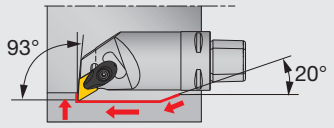

Cutting edge style **U**

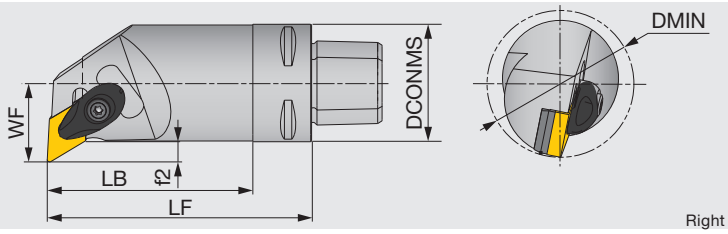

Right hand (R) shown.

Designation	DMIN	DCONMS	LF	LB	WF	f2	RE	Insert
C4ADUNR20070-15	38	40	70	50	20	5	0.8	DN**1504...
C4ADUNR27090-15	50	40	90	-	27	7	0.8	DN**1504...

Applicable for 7 MPa coolant

SPARE PARTS

Designation	Clamp	Clamp screw	Shim	Shim screw	Spring	Spring pin	Wrench
C*ADUNR/L...	ACP4S	ACS-5W	ASD432	CSTB-3.5	BP-7	SP-2.5	T-15F

Option: ASD423 (Shim for DN**1506**)

e-catalog

C-PDUNR/L

Lever-lock internal toolholder, for negative 55° rhombic inserts

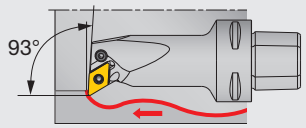

Cutting edge style **U**

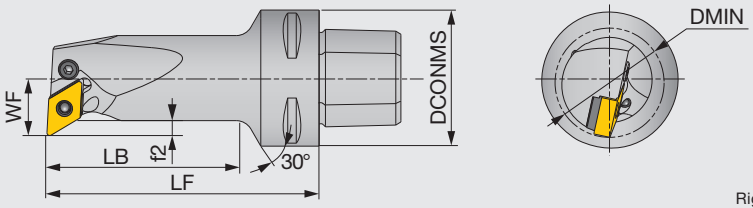

Right hand (R) shown.

Designation	DMIN	DCONMS	LF	LB	WF	f2	RE	Insert
C4PDUNR/L17080-11	32	40	80	58.5	17	4.4	0.8	DN**1104...

Applicable for 7 MPa coolant

e-catalog

SPARE PARTS

Designation	Lever	Clamping screw	Shim	Spring pin	Wrench
C4PDUNR17080-11	LCL33L	LCS3	ELSD317BR	LSP3	P-2.5
C4PDUNL17080-11	LCL33L	LCS3	ELSD317BL	LSP3	P-2.5

C-SDXXR

Screw-on internal toolholder, for DXGU inserts

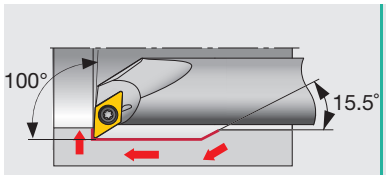

Cutting edge style **X**

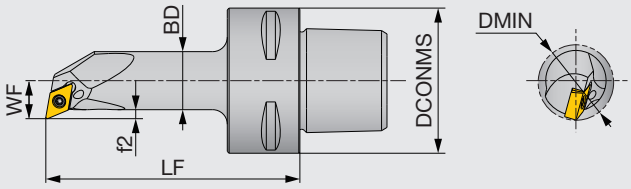

Right hand (R) shown.

Designation	DMIN	DCONMS	BD	LF	LB	WF	f2	RE	Insert
C3SDXXR11065-07	20	32	16	65	45	10.6	2.5	0.4	DXGU0703**L...
C3SDXXR13080-07	24	32	20	80	62	12.6	2.5	0.4	DXGU0703**L...
C4SDXXR11070-07	20	40	16	70	46	10.6	2.5	0.4	DXGU0703**L...
C4SDXXR13080-07	24	40	20	80	58	12.6	2.5	0.4	DXGU0703**L...

Applicable for 7 MPa coolant
Use right-hand toolholders (R) with left-hand inserts (L).

e-catalog

SPARE PARTS

Designation	Clamping screw	Wrench
C*SDXXR...	SR34-514	T-7F

C-SVQBR/L

Screw-on internal toolholder, for positive 35° rhombic inserts

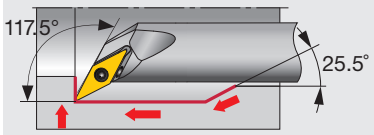

Cutting edge style **Q**

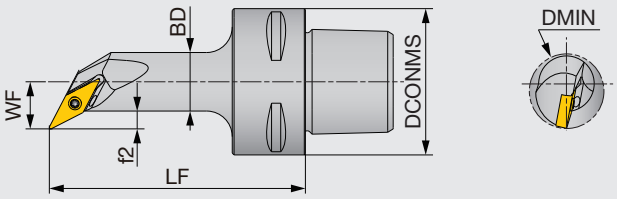

Right hand (R) shown.

Designation	DMIN	DCONMS	BD	LF	LB	WF	f2	RE	Insert
C3SVQBR13065-11	21.5	32	16	65	45	13	4.9	0.4	VB**11...
C3SVQBR15080-11	25.5	32	20	80	59	15	4.9	0.4	VB**11...
C3SVQBR18090-16	30.5	32	25	90	71	17.5	4.9	0.8	VB**16...
C4SVQBR13070-11	21.5	40	16	70	43	13	4.9	0.4	VB**11...
C4SVQBR15080-11	25.5	40	20	80	52	15	4.9	0.4	VB**11...
C4SVQBR18095-16	30.5	40	25	95	68	17.5	4.9	0.8	VB**16...

Applicable for 7 MPa coolant

e-catalog

SPARE PARTS

Designation	Clamping screw	Wrench
C*SVQBR**-11	CSTB-2.5	T-6F
C*SVQBR**-16	CSTB-3.5	T-15F

C-CER/L

TUNGTHREAD

External threading toolholder, alternative clamping of screw-on or clamp-on

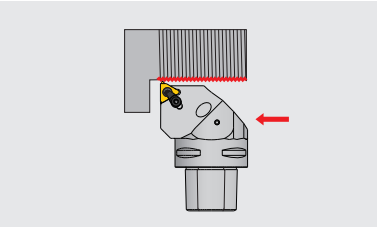

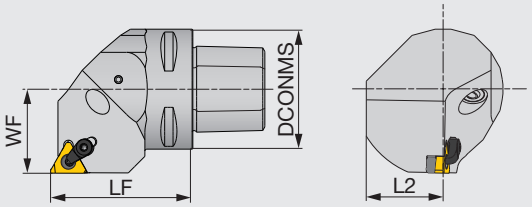

Right hand (R) shown.

Designation	DCONMS	LF	L2	WF	Insert
C3CER/L22040-16ERN	32	40	20	22	16ER/L...
C4CER/L27050-16ERN	40	50	25	27	16ER/L...

Applicable for 7 MPa coolant

SPARE PARTS

Designation	Shim	Shim screw	Clamp screw	Clamping screw	Wrench 1	Wrench 2	Coolant parts
C*CER/L*****-16ER...	A16-1DT	DTS5-3.5	CSTB-3.5ST	CSP16	T-15F	P-3.5	SATZ-M8X1-M3

e-catalog

New

C-CEL-ERN-B

TUNGTHREAD

External threading toolholder, alternative clamping of screw-on or clamp-on

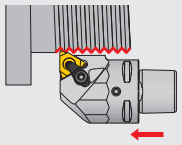

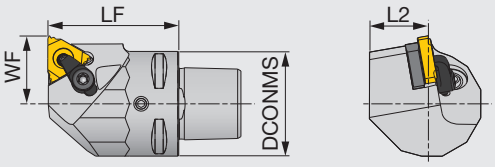

Left hand (L) shown.

Designation	DCONMS	LF	L2	WF	Insert
C3CEL22040-16ERN-B	32	40	18	22	16ER...

Applicable for 7 MPa coolant
Cannot be used for boring

SPARE PARTS

Designation	Shim	Shim screw	Clamp screw	Clamping screw	Wrench 1	Wrench 2	Coolant parts
C3CEL22040-16ERN-B	A16-1DT	DTS5-3.5	CSTB-3.5ST	CSP16	T-15F	P-3.5	SATZ-M8X1-M3

e-catalog

New

C-CEL-ERB-CHP

TUNGTHREAD TUNGTURN JET

External threading toolholder, alternative clamping of screw-on or clamp-on, with high pressure coolant capability

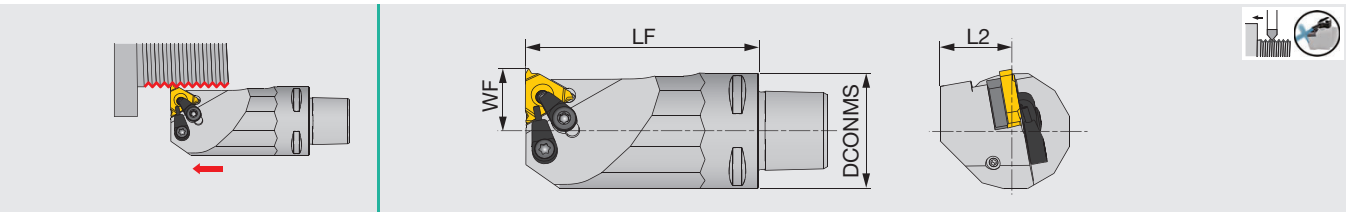

Left hand (L) shown.

Designation	DCONMS	LF	L2	WF	Insert
C3CEL18065-16ERB-CHP	32	65	20	18	16ER...

Applicable for 14 MPa coolant
Cannot be used for boring

SPARE PARTS

Designation	Shim	Shim screw	Clamp screw	Clamping screw	Wrench 1	Wrench 2	Coolant unit
C3CEL18065-16ERB-CHP	A16-1DT	DTS5-3.5	CSTB-3.5ST	CSP16	T-15F	P-3.5	S-CU-CHP

e-catalog

New

C-STCR/L-18-CHP

TETRAMINI CUT TUNGTURN JET

External grooving and threading toolholder, with high pressure coolant capability

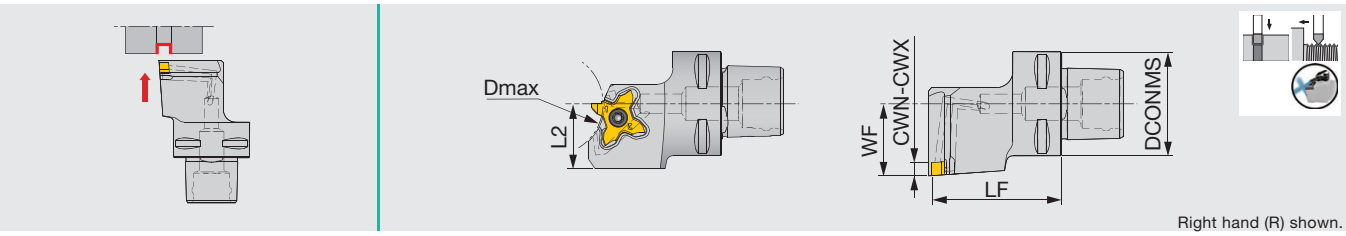

Right hand (R) shown.

Designation	CWN	CWX	DCONMS	LF	L2	WF	Dmax	Insert	Torque*
C3STCR/L22040-18-CHP	0.33	3	32	40	20	22	32	TC*18...	1.2
C4STCR/L27050-18-CHP	0.33	3	40	50	25	27	75 (1)	TC*18...	1.2

Applicable for 14 MPa coolant
Use the right hand insert (TC*18R...) with the right hand holder (STCR...). Use the left hand insert (TC*18...) with the left hand holder (STCL...).
(1) The value for 3.5 mm groove depth. *Dmax* varies according to the grooving depth required. For further information, see Tungaloy Report #416 TetraMini-Cut/ TetraForce-Cut.
*Torque: Recommended clamping torque (N·m)

e-catalog

SPARE PARTS

Designation	Clamping screw	Wrench
C*STCL**-18-CHP	CSTC-4L100DR	T-1008/5
C*STCR**-18-CHP	CSTC-4L100DL	T-1008/5

New

C-STCR/L-27-CHP

TETRAFORCECUT TUNGTURNJET

External grooving and threading toolholder, with high pressure coolant capability

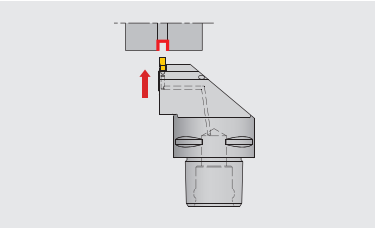

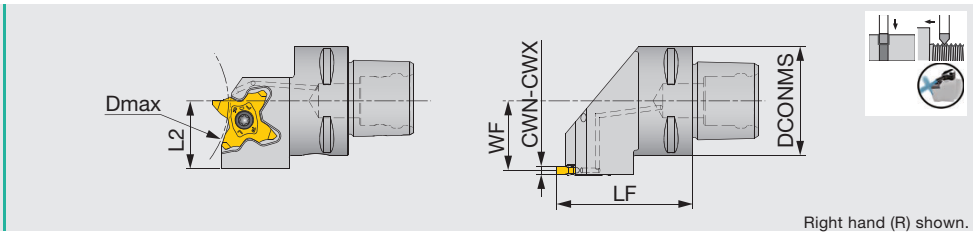

Designation	CWN	CWX	DCONMS	LF	L2	WF	Dmax	Insert	Torque*
C4STCR/L27050-27-CHP	0.5	3.18	40	50	25	25.5	68 (1)	TC*27R/L...	2.5

Applicable for 14 MPa coolant
(1) The value for 6.4 mm groove depth. *Dmax* varies according to the grooving depth required. For further information, see Tungaloy Report #416 TetraMini-Cut/ TetraForce-Cut.
*Torque: Recommended clamping torque (N·m)

e-catalog

SPARE PARTS

Designation	Screw	Wrench
C4STCR27050-27-CHP	SR16-212-01397L	T-2010/5
C4STCL27050-27-CHP	SR16-212-01397	T-2010/5

New

C-STCFL-18-CHP

TETRAMINICUT TUNGTURNJET

External grooving and threading toolholder, with high pressure coolant capability

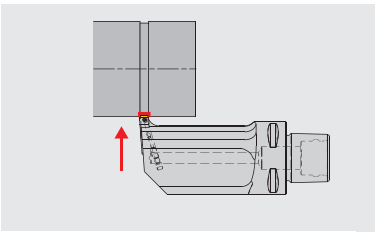

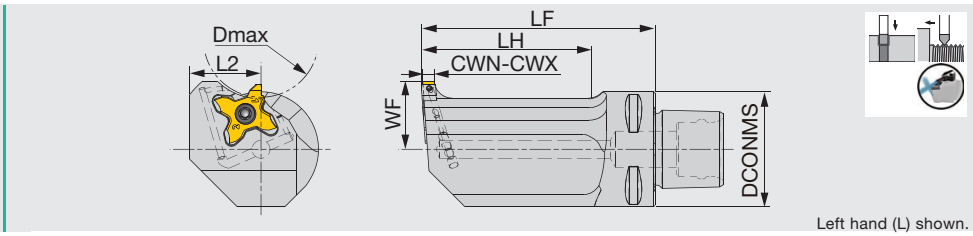

Designation	CWN	CWX	DCONMS	LF	LH	L2	WF	Dmax	Insert	Torque*
C3STCFL18040-18-CHP	0.33	3	32	40	21.5	20	18	32	TC*18R...	1.2
C3STCFL18065-18-CHP	0.33	3	32	65	46.5	20	18	32	TC*18R...	1.2

Applicable for 14 MPa coolant
Use the right hand insert (TC*18R...) with the left hand holder (STCFL...).
*Torque: Recommended clamping torque (N·m)

e-catalog

SPARE PARTS

Designation	Clamping screw	Wrench
C3STCFL**-18-CHP	CSTC-4L100DL	T-1008/5

C-CHFVR/L

TUNGCUT

Shank for CAER/L and CAFR/L blades

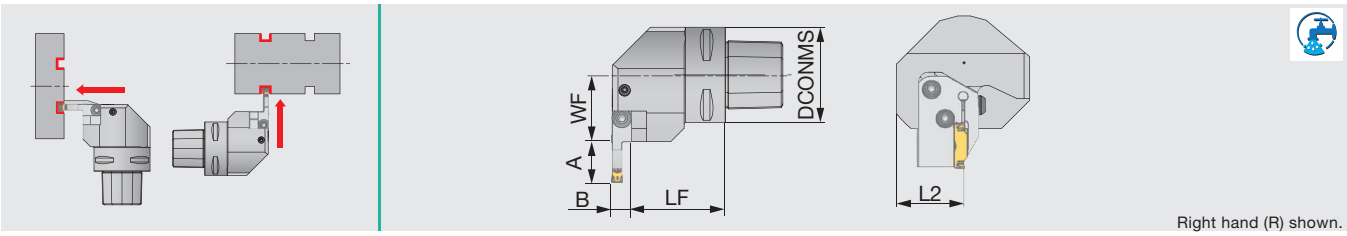

Designation	DCONMS	LF	L2	WF	A	B
C3CHFVR/L22040N	32	32.5	35	22	*Table:	*Table:
C4CHFVR/L27050N	40	42.5	36	27	*Table:	*Table:

Applicable for 7 MPa coolant
Depend on the blade type, the value of A or B may change. If needed, the coolant direction can be adjusted by the nozzle.
See the table below for the offset dimensions.

e-catalog

SPARE PARTS

Designation	Coolant parts	Clamping screw	Wrench
C3CHFVR/L22040N	SATZ-M8X1-M3	CSHB-6-A	P-4
C4CHFVR/L27050N	SATZ-M8X1-M3	CSHB-6-A	P-4

Combination of blade and toolholder

Holder	Blade			
	CAER...	CAEL...	CAFR...	CAFL...
C*CHFVR...	-	●	●	-
C*CHFVL...	●	-	-	●

● : Corresponding

*Table: Off set dimensions for blade

Application	Blade	A	B
For external grooving	CAER/L-3T16	16	10.4
	CAER/L-4T16	16	10.5
	CAER/L-5T20	20	10.5
	CAER/L-6T20	20	10.5
For face grooving	CAFR/L-3T12-*	12	10.4
	CAFR/L-4T16-*	16	10.5
	CAFR/L-5T20-*	20	10.5
	CAFR/L-6T20-*	25	10.5

C-CHSR/L

TUNGCUT

Shank for CAER/L and CAFR/L blades

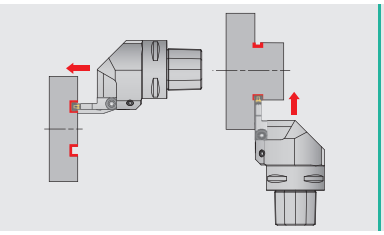

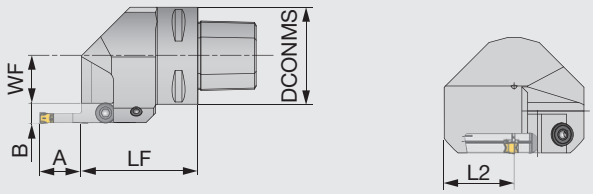

Right hand (R) shown.

Designation	DCONMS	LF	L2	WF	A	B
C3CHSR/L22050N	32	50	35	11.5	*Table:	*Table:
C4CHSR/L27050N	40	50	36	16.5	*Table:	*Table:

Applicable for 7 MPa coolant
Depend on the blade type, the value of A or B may change. If needed, the coolant direction can be adjusted by the nozzle.
See the table below for the offset dimensions.

e-catalog

SPARE PARTS

Designation	Coolant parts	Clamping screw	Wrench
C3CHSR/L22050N	SATZ-M8X1-M3	CSHB-6-A	P-4
C4CHSR/L27050N	SATZ-M8X1-M3	CSHB-6-A	P-4

Combination of blade and toolholder

Holder	Blade			
	CAER...	CAEL...	CAFR...	CAFL...
C*CHSR...	●	-	-	●
C*CHSL...	-	●	●	-

● : Corresponding

*Table: Off set dimensions for blade

Application	Blade	A	B
For external grooving	CAER/L-3T16	16	10.4
	CAER/L-4T16	16	10.5
	CAER/L-5T20	20	10.5
	CAER/L-6T20	20	10.5
For face grooving	CAFR/L-3T12-*	12	10.4
	CAFR/L-4T16-*	16	10.5
	CAFR/L-5T20-*	20	10.5
	CAFR/L-6T20-*	25	10.5

CAER/L

TUNGCUT

Blade for external grooving and turning

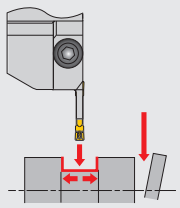

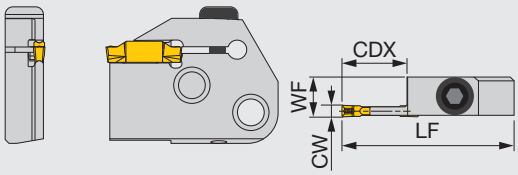

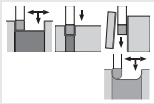

Insert
DGS, SGS, DGM, SGM, DTX, DTE, DGG, DTR, SGN, DTM

Right hand (R) shown.

Designation	CW	Seat size	CDX	LF	WF	Shank
CAER/L-3T16	3	3	16	45	10.4	C*CHSR/L, C*CHFVL/R
CAER/L-4T16	4	4	16	45	10.5	C*CHSR/L, C*CHFVL/R
CAER/L-5T20	5	5	20	49	10.5	C*CHSR/L, C*CHFVL/R
CAER/L-6T20	6	6	20	49	10.5	C*CHSR/L, C*CHFVL/R

e-catalog

SPARE PARTS

Designation	Clamping screw	Wrench
CAER/L...	BHM6-20-A	P-4

CAFR/L

TUNGCUT

Blade for face grooving and turning

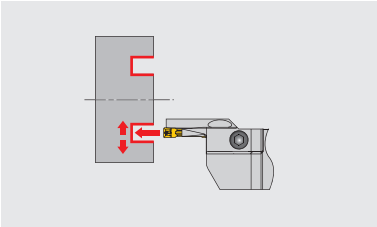

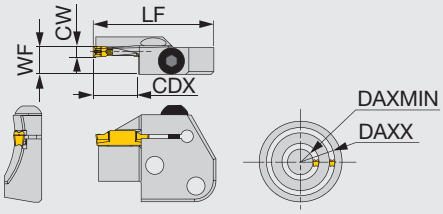

Insert
CAFR/L-3T12-040055:DTF
Seat size 3(2)-6:DTF(3), DTE, DGG, DTX, DGS, DGM, DTR, DTM
Shank
CHFVR/L, CHSR/L
Right hand (R) shown.

Designation	CW	DAXMIN	DAXX	Seat size	CDX	LF	WF (1)
CAFR/L-3T12-040055	3	40	55	3	12	45	10.4
CAFR/L-3T12-055075	3	55	75	3	12	45	10.4
CAFR/L-3T12-075100	3	75	100	3	12	45	10.4
CAFR/L-3T12-100140	3	100	140	3	12	45	10.4
CAFR/L-3T12-140200	3	140	200	3	12	45	10.4
CAFR/L-4T16-050070	4	50	70	4	16	45	10.5
CAFR/L-4T16-070100	4	70	100	4	16	45	10.5
CAFR/L-4T16-100150	4	100	150	4	16	45	10.5
CAFR/L-4T16-150250	4	150	250	4	16	45	10.5
CAFR/L-5T20-055080	5	55	80	5	20	49	10.5
CAFR/L-5T20-080120	5	80	120	5	20	49	10.5
CAFR/L-5T20-120180	5	120	180	5	20	49	10.5
CAFR/L-5T20-180300	5	180	300	5	20	49	10.5
CAFR/L-5T20-300000	5	300	∞	5	20	49	10.5
CAFR/L-6T25-060090	6	60	90	6	25	55	10.5
CAFR/L-6T25-090150	6	90	150	6	25	55	10.5
CAFR/L-6T25-150250	6	150	250	6	25	55	10.5
CAFR/L-6T25-250400	6	250	400	6	25	55	10.5

When groove depth is larger than (insert length - 1.5 mm), please use 1-cornered insert.
(1) WF is calculated with the groove width CW in the above table.
(2) Not applicable to CAFR/L-3T12-040055
(3) Seat sizes of DTF are only 3 and 4.

SPARE PARTS

Designation	Clamping screw	Wrench
CAFR/L...	BHM6-20-A	P-4

Minimum machining diameter in face grooving with each insert

Insert	DAXMIN	Note
DTE 3 / DGS 3 / DGM 3	ø92	When the machining diameter is smaller than DAXMIN, please use DTF or DTX.
DTE 4 / DGS 4 / DGM 4	ø42	
DTE 5 / DGS 5 / DGM 5	ø64	
DTE 6 / DGS 6 / DGM 6	ø61	

e-catalog

C*CHSN-CHP

TUNGCUT TUNGMODULAR SYSTEM

TungCap shank for CAER/L-CHP blades with high pressure coolant capability

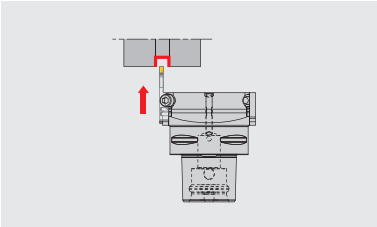

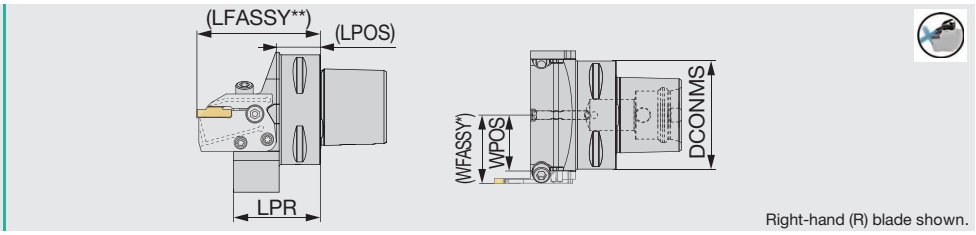

Right-hand (R) blade shown.

Designation	DCONMS	LPR	LPOS	WPOS	Blade (Option)	Torque*
C3CHSN19045-CHP	32	45	17.5	18.5	CAER/L...-CHP	5
C4CHSN21047-CHP	40	46.5	21.5	21	CAER/L...-CHP	5

*WFASSY :Shank (WPOS) + blade (WF)
**LFASSY : Shank (LPOS) + blade (LF)
*Torque: Recommended clamping torque (N·m)
Applicable for 30 MPa coolant
Please see page 26 for instructions on installing and removing the blade or the insert.

e-catalog

SPARE PARTS

Designation	Clamping screw 1	Wrench 1	Clamping screw 2	Clamping screw 3	Wrench 2	O-ring
C*CHSN...-CHP	SRM5-04451	T-20/5	SRM6X12DIN6912	SRM6X20-XT	HW5.0	OR5X1N

Recommended clamping torque (N·m)

Clamping screw	Torque (N·m)
SRM5-04451	5
SRM6X12DIN6912	8.5
SRM6X20-XT	8.5

C*CHFVN-CHP

TUNGCUT TUNGMODULAR SYSTEM

TungCap shank for CAER/L-CHP blades with high pressure coolant capability

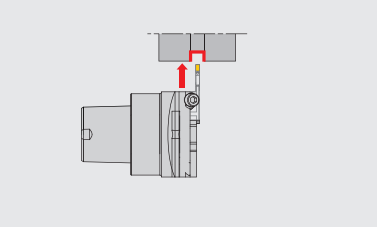

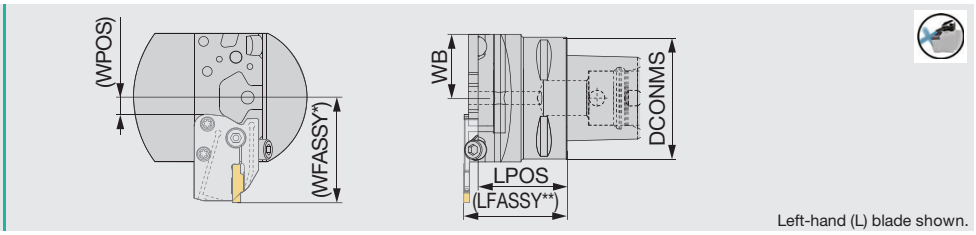

Left-hand (L) blade shown.

Designation	DCONMS	LPOS	WB	WPOS	Blade (Option)	Torque*
C3CHFVN26040-CHP	32	40	26	1.5	CAER/L...-CHP	5
C4CHFVN26046-CHP	40	46	26	1.5	CAER/L...-CHP	5

*WFASSY : Shank (WPOS) + blade (LF)
**LFASSY : Shank (LPOS) + blade (WF)
*Torque: Recommended clamping torque (N·m)
Applicable for 30 MPa coolant
Please see page 26 for instructions on installing and removing the blade or the insert.

e-catalog

SPARE PARTS

Designation	Clamping screw 1	Wrench 1	Clamping screw 2	Clamping screw 3	Wrench 2	O-ring
C*CHFVN...-CHP	SRM5-04451	T-20/5	SRM6X12DIN6912	SRM6X20-XT	HW5.0	OR5X1N

Recommended clamping torque (N·m)

Clamping screw	Torque (N·m)
SRM5-04451	5
SRM6X12DIN6912	8.5
SRM6X20-XT	8.5

STCAR/L18-CHP

TETRAMINICUT TUNGMODULAR SYSTEM

Modular-type external grooving and parting blade, with high pressure coolant capability

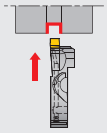

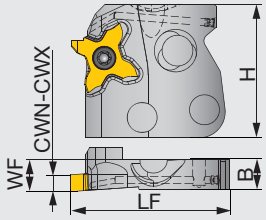

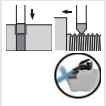

Right hand (R) shown.

Designation	CWN	CWX	WF	H	LF	B	Insert	Torque*
STCAR/L18-CHP	0.33	3	7.5	33	38	7.2	TC*18...	1.2

Use the right hand insert (TC*18R...) with the right hand blade (STCAR...). Use the left hand insert (TC*18...) with the left hand blade (STCAL...).
*Torque: Recommended clamping torque (N·m)

e-catalog

SPARE PARTS

Designation	Clamping screw	Wrench
STCAL18-CHP	CSTC-4L100DR	T-1008/5
STCAR18-CHP	CSTC-4L100DL	T-1008/5

STCAR/L27-CHP

TETRAFORCECUT TUNGMODULAR SYSTEM

Modular-type external grooving and parting blade, with high pressure coolant capability

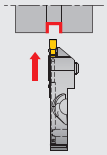

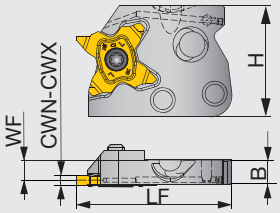

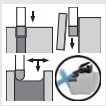

Right hand (R) shown.

Designation	CWN	CWX	WF	H	LF	B	Insert	Torque*
STCAR/L27-CHP	0.5	3.18	6	33	46	7.2	TC*27...	2.5

*Torque: Recommended clamping torque (N·m)

e-catalog

SPARE PARTS

Designation	Screw	Wrench
STCAR27-CHP	SR16-212-01397L	T-2010/5
STCAL27-CHP	SR16-212-01397	T-2010/5

CAER/L-CHP

TUNGCUT TUNGMODULAR SYSTEM

Modular-type external grooving and parting blade, with high pressure coolant capability

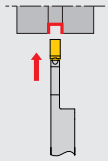

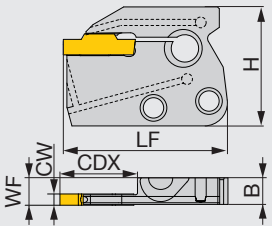

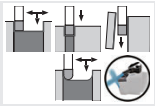

Right hand (R) shown.

Designation	CW	Seat size	CDX	H	B	LF	WF (1)
CAER/L-2T16-CHP	2	2	16	33	7.2	41.5	7.3
CAER/L-2T20-CHP	2	2	20	33	7.2	45.5	7.3
CAER/L-3T16-CHP	3	3	16	33	7.2	41.5	7.4
CAER/L-3T20-CHP	3	3	20	33	7.2	45.5	7.5
CAER/L-4T16-CHP	4	4	16	33	7.2	41.5	7.7
CAER/L-4T20-CHP	4	4	20	33	7.2	45.5	7.7
CAER/L-5T20-CHP	5	5	20	33	7.2	46.3	7.8
CAER/L-6T20-CHP	6	6	20	33	7.2	46.3	7.8

When groove depth is larger than (insert length - 1.5 mm), please use 1-cornered insert
(1) "WF" value is calculated with groove width "CW" shown in the table.

e-catalog

C-TDX

TUNGDRILLTWISTED

Indexable drill L/D=3

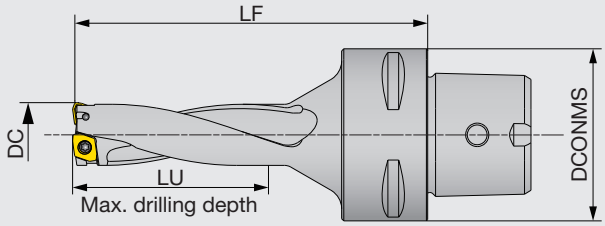

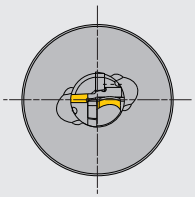

Designation	DC	DCONMS	LF	LU	Max. offset (radial)	Insert
C4TDX150L082-3	15	40	82	45.5	0.9	XPMT050204R-D*
C4TDX200L101-3	20	40	101	60.5	0.5	XPMT06X308R-D*
C4TDX250L125-3	25	40	125	75.6	0.4	XPMT07H308R-D*
C4TDX300L139-3	30	40	139	90.7	0.7	XPMT08T308R-D*

Applicable for 7 MPa coolant

e-catalog

SPARE PARTS

Designation	Clamping screw	Wrench
C4TDX150L082-3	CSTB-2L040	T-6D
C4TDX200L101-3	CSTB-2.2R	T-7D
C4TDX250L125-3	CSTB-2.5	T-8D
C4TDX300L139-3	CSTB-3	T-9D

TUNGCAP

TUNGMODULAR SYSTEM

HOW TO INSTALL AND REMOVE THE BLADE AND INSERT

Assembly

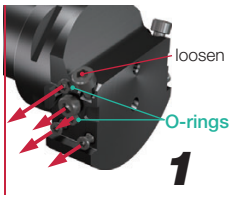

Remove the 5 side screws and loosen the long angular screw. Make sure all O-rings are in place.



Place the blade and tighten 2 bottom clamping screws.



Tighten the fixing screw in the center, and place the insert in the pocket.



Clamp the insert by the long screw in the angular direction.

Finally, seal the opposite thread hole with the sealing screw.

Please follow the installation order as shown above. When the screws are tightened in the *4* → *3* order, the insert clamping may be insufficient and unstable.

Insert replacement



First loosen the long screw in the angular direction.

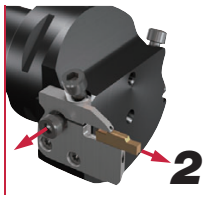

Loosen the Fixing screw in the center and remove the insert.

Loosing the long screw alone may not release the insert.
Insert replacement in accordance with instructions *3*, *4* (see above).



Long angular screw
SRM6X20-XT
(Wrench: HW5.0)

O-rings
OR5X1N

Plug screws for oil hole (used if only one blade assembled)
SRM4X8ISO14580
(Wrench: HW5.0)

Center screw
SRM6X12DIN6912
(Wrench: HW5.0)

Short bottom screws
SRM5-04451
(Wrench: T-20/5)

All parts listed here are included in the tool holder.

C-ADI

Adapter for boring bars

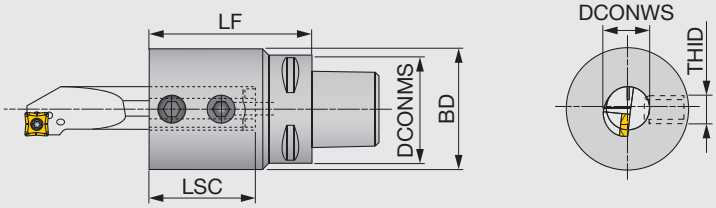

Designation	DCONMS	LF	LSC	DCONWS	BD	THID
New C3ADI08X35T	32	35	30	8	28	M6
New C3ADI10X35T	32	35	30	10	28	M6
C3ADI10	32	50	20	10	36	M6
New C3ADI12X35T	32	35	30	12	32	M6
C3ADI12	32	50	21.5	12	36	M8
New C3ADI16X40T	32	40	30	16	36	M8
C3ADI16	32	50	29.5	16	36	M8
New C3ADI20X40T	32	40	34	20	36	M8
C4ADI10	40	50	20	10	36	M6
C4ADI12	40	50	24	12	36	M8
C4ADI16	40	50	32	16	36	M8
C4ADI20	40	60	35	20	36	M10
C4ADI25	40	70	45	25	54	M12

e-catalog

Applicable for 7 MPa coolant

C-ER

ER collet chuck holder (DIN6499)

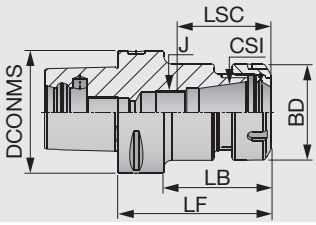

Designation	Range min.	Range max.	DCONMS	CSI	BD	LF	LB	J	LSC
New C3ER16X30T	1	10	32	ER16	30	30	-	-	33
C3ER16X45	1	10	32	ER16	28	45	25	-	39
New C3ER20X35T	1	13	32	ER20	36	35	-	-	38.5
C3ER20X45	1	13	32	ER20	34	45	30	-	39.8
C4ER16X70	1	10	40	ER16	28	70	50	M10	41.6
C4ER20X35*	1	13	40	ER20	34	35	27	-	39.8
C4ER20X52	1	13	40	ER20	34	52	32	-	39.1
C4ER25X38*	1	16	40	ER25	42	38	30	-	43.3
C4ER25X52	1	16	40	ER25	42	52	32	-	40.8
C4ER32X54	2	20	40	ER32	50	54	34	-	46.7

e-catalog

* Without V grooves, for manual use only.
Applicable for 7 MPa coolant

Option: Wrench for ER collet

C-TUNGCAP

Cover plug for clamping unit

New

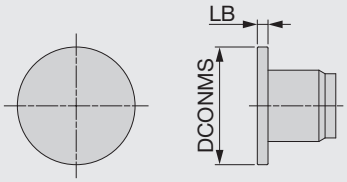

Designation	DCONMS	LB
C3-TUNGCAP	33	3
C4-TUNGCAP	41	4

e-catalog

Tungaloy Corporation (Head office)
11-1 Yoshima-Kogyodanchi
Iwaki-city, Fukushima 970-1144 Japan
Phone: +81-246-36-8501
Fax: +81-246-36-8542
www.tungaloy.co.jp

Tungaloy America, Inc.
3726 N Ventura Drive
Arlington Heights,IL 60004, U.S.A.
Phone: +1-888-554-8394
Fax: +1-888-554-8392
www.tungaloy.com/us

Tungaloy Canada
432 Elgin St. Unit 3
Brantford, Ontario N3S 7P7, Canada
Phone: +1-519-758-5779
Fax: +1-519-758-5791
www.tungaloy.com/ca

Tungaloy de Mexico S.A.
C Los Arellano 113,
Parque Industrial Siglo XXI
Aguascalientes, AGS, Mexico 20290
Phone: +52-449-929-5410
Fax: +52-449-929-5411
www.tungaloy.com/mx

Tungaloy do Brasil Ltda.
Avd. Independencia N4158 Residencial Flora
13280-000 Vinhedo, São Paulo, Brasil
Phone: +55-19-38262757
Fax: +55-19-38262757
www.tungaloy.com/br

Tungaloy Germany GmbH
An der Alten Ziegelei 1
D-40789 Monheim, Germany
Phone: +49-2173-90420-0
Fax: +49-2173-90420-19
www.tungaloy.com/de

Tungaloy France S.A.S.
ZA Courtaboeuf - Le Rio
1 rue de la Terre de feu
F-91952 Courtaboeuf Cedex, France
Phone: +33-1-6486-4300
Fax: +33-1-6907-7817
www.tungaloy.com/fr

Tungaloy Italia S.r.l.
Via E. Andolfato 10
I-20126 Milano, Italy
Phone: +39-02-252012-1
Fax: +39-02-252012-65
www.tungaloy.com/it

Tungaloy Czech s.r.o.
Turanka 115
CZ-627 00 Brno, Czech Republic
Phone: +420-532 123 391
Fax: +420-532 123 392
www.tungaloy.com/cz

Tungaloy Ibérica S.L.
C/Miquel Servet, 43B, Nau 7
Pol. Ind. Bufalvent
ES-08243 Manresa (BCN), Spain
Phone: +34 93 113 1360
Fax: +34 93 876 2798
www.tungaloy.com/es

Tungaloy Scandinavia AB
Bultgatan 38
442 40 Kungälv, Sweden
Phone: +46-462119200
Fax: +46-462119207
www.tungaloy.com/se

Tungaloy Rus, LLC
Andropova avenue, h.18/7,
11 floor, office 3, 115432,
Moscow, Russia
Phone: +7-499-683-01-80
Fax: +7-499-683-01-81
www.tungaloy.com/ru

Tungaloy Polska Sp. z o.o.
Ul. Irysowa 1, 55-040 Bielany
Wrocławskie, Poland
Phone: +48 607 907 237
www.tungaloy.com/pl

Tungaloy U.K. Ltd
Gallan Park, Watling Street,
Cannock, WS110XG, UK
Phone: +44 121 4000 231
Fax: +44 121 270 9694
www.tungaloy.com/uk

Tungaloy Hungary Kft
Erzsébet királyné útja 125
H-1142 Budapest, Hungary
Phone: +36 1 781-6846
Fax: +36 1 781-6866
www.tungaloy.com/hu

Tungaloy Turkey
Serifali Mah.bayraktar Bulvari Kule Sk. No:26
34775 Umraniye / Istanbul / Turkey
Phone: +90 216 540 04 67
Fax: +90 216 540 04 87
www.tungaloy.com/tr

Tungaloy Benelux b.v.
Tjalk 70
NL-2411 NZ Bodegraven, Netherlands
Phone: +31 172 630 420
Fax: +31 172 630 429
www.tungaloy.com/nl

Tungaloy Croatia
Ulica bana Josipa Jelačića 87,
10430, Samobor, Croatia
Phone: +385 1 3326 604
Fax: +385 1 3327 683
www.tungaloy.com/hr

Tungaloy Cutting Tool (Shanghai) Co.,Ltd.
Rm No 401 No.88 Zhabei
Jiangchang No.3 Rd
Shanghai 200436, China
Phone: +86-21-3632-1880
Fax: +86-21-3621-1918
www.tungaloy.com/cn

Tungaloy Cutting Tools (Taiwan) Co.,Ltd.
9F. No.293, Zhongyang Rd,
Xinzhuang Dist, New Taipei City,
24251 Taiwan
Phone: +886-2-8521-9986
Fax: +886-2-8521-8935
www.tungaloy.com/tw

Tungaloy Cutting Tools (Thailand) Co.,Ltd.
Interlink tower 4th Fl.
1858/5-7 Bangna-Trad Road
km.5 Bangna, Bangna, Bangkok 10260
Thailand
Phone: +66-2-751-5711
Fax: +66-2-751-5715
www.tungaloy.com/th

Tungaloy Singapore (Pte.), Ltd.
62 Ubi Road 1, #06-11 Oxley BizHub 2
Singapore 408734
Phone: +65-6391-1833
Fax: +65-6299-4557
www.tungaloy.com/sg

Tungaloy Vietnam
LE04.38, Lexington Residence
67 Mai Chi Tho St., Dist. 2,
Ho Chi Minh City, Vietnam
Phone: +84-2837406660
www.tungaloy.com/sg

Tungaloy India Pvt. Ltd.
One International Center,
Unit # 902-A, 9th Floor,
Tower 1, Senapati Bapat Marg,
Elphinstone Road (West),
Mumbai -400013, India
Phone: +91-22-6124-8804
Fax: +91-22-6124-8899
www.tungaloy.com/in

Tungaloy Korea Co., Ltd
#1312, Byucksan Digital Valley 5-cha
Beotkkot-ro 244, Geumcheon-gu
153-788 Seoul, Korea
Phone: +82-2-2621-6161
Fax: +82-2-6393-8952
www.tungaloy.com/kr

Tungaloy Malaysia Sdn Bhd
50 K-2, Kelana Mall, Jalan SS6/14
Kelana Jaya, 47301
Petaling Jaya, Selangor Darul Ehsan
Malaysia
Phone: +603-7805-3222
Fax: +603-7804-8563
www.tungaloy.com/my

Tungaloy Australia Pty Ltd
Unit 68 1470 Ferntree Gully Road
Knoxfield 3180 Victoria, Australia
Phone: +61-3-9755-8147
Fax: +61-3-9755-6070
www.tungaloy.com/au

PT. Tungaloy Indonesia
Kompleks Grand Wisata Block AA-10 No.3-5
Cibitung
Bekasi 17510, Indonesia
Phone: +62-21-8261-5808
Fax: +62-21-8261-5809
www.tungaloy.com/id

Member IMC Group Tungaloy INDUSTRY 4.0

tungaloy.com
follow us at:
facebook.com/tungaloyjapan
twitter.com/tungaloyjapan
www.youtube.com/tungaloycorporation

Distributed by:

FIND US ON THE CLOUD!
machiningcloud.com

Explore the Tungaloy world!

AS9100 Certified
78006
2015.11.04

ISO14001 Certified
EC97J1123
1997.11.26

Produced from Recycled paper Apr. 2022 (TJ)