

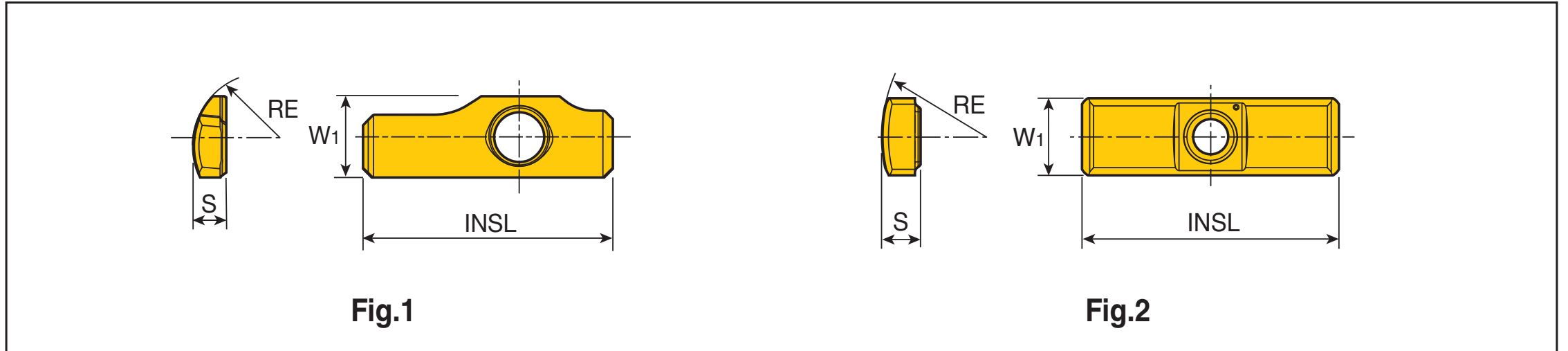
Insert & guide pad

| Tool dia. (mm) | Insert         |                |        | Guide pad                                      |                |        |
|----------------|----------------|----------------|--------|--|----------------|--------|
|                | Insert         | Screw          | Wrench | Guide pad                                      | Screw          | Wrench |
| 12.00-13.99    | LOGT 060204 RS | SR10503833L040 | T-7F   | PAD-GP04-16-055-DC-SB<br>PAD-GP04-16-055-DC-SC | TS 20043I/HG-P | T-7F   |
| 14.00-15.99    | TOGT 070304 RS | SR14-560/S     | T-8F   | PAD-GP05-18-060-DC-SB<br>PAD-GP05-18-060-DC-SC | SR34-508       | T-7F   |
| 16.00-18.00    | TOGT 080305 RS | SR14-560/S     | T-8F   | PAD-GP05-18-075-DC-SB<br>PAD-GP05-18-075-DC-SC | SR34-508       | T-7F   |
| 18.01-20.00    | TOGT 090305 RS | SR14-560/S     | T-8F   | PAD-GP06-20-085-DC-SB<br>PAD-GP06-20-085-DC-SC | SR34-508       | T-7F   |
| 20.01-21.00    | TOGT 100305 RS | SR34-506       | T-9F   |  |                |        |
| 21.01-21.99    | TOGT 100305 RS | SR34-506       | T-9F   | PAD-GP06-20-100-DC-SB<br>PAD-GP06-20-100-DC-SC | SR34-508       | T-7F   |
| 22.00-25.00    | TOGT 110405 RS | SR14-571/S     | T-10/5 |  |                |        |
| 25.01-28.00    | TOGT 120405 RS | SR14-560       | T-15F  | PAD-GP06-20-120-DC-SB<br>PAD-GP06-20-120-DC-SC | SR34-508       | T-7F   |

- ▶ SB: First choice for general purpose
- ▶ SC: First choice when using water-soluble coolant
- ▶ Inserts and guide pads must be ordered separately

Pad for TBTA-TR & TRGD, TRGD3, TRGDL

Solid carbide guide pads

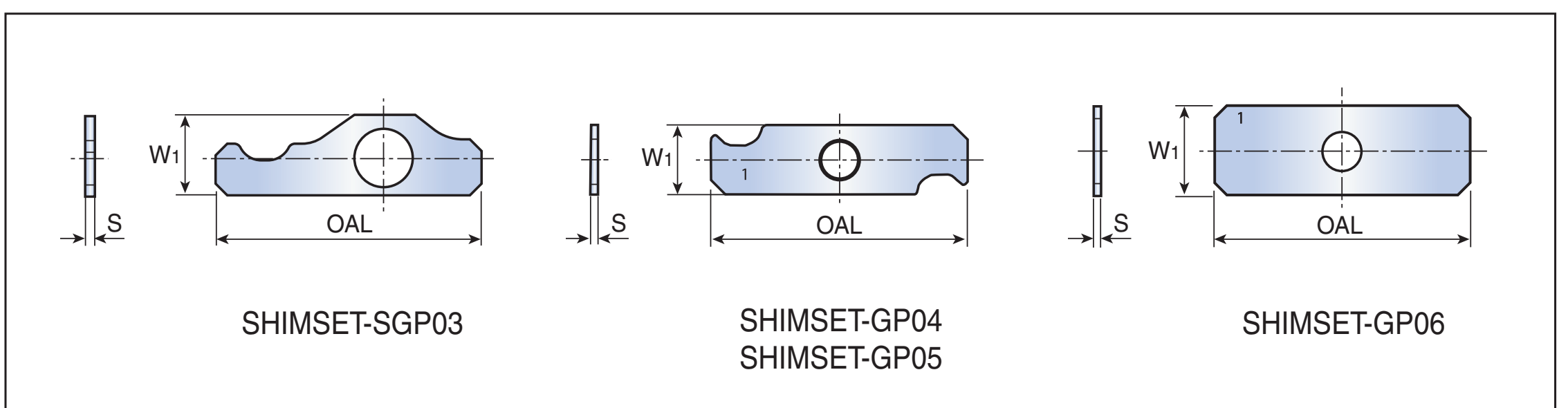



| Designation                               | Fig. | Dimension (mm) |     |      |      | Screw          |
|---|------|----------------|-----|------|------|----------------|
|   |      | W1             | S   | INSL | RE   |                |
| Guide pad <b>PAD - SGP03-12-035-DC-SB</b> | 1    | 3.9            | 1.6 | 12   | 3.5  | CSPB-2FL2.7-LH |
| <b>SGP03-12-040-DC-SB</b>                 | 1    | 3.9            | 1.6 | 12   | 4.0  | CSPB-2FL3.1    |
| <b>GP04-16-045-DC-SB</b>                  | 2    | 4              | 1.8 | 16   | 4.5  | CSTB-2         |
| <b>GP04-16-050-DC-SB</b>                  | 2    | 4              | 1.8 | 16   | 5.0  | CSTB-2         |
| <b>GP04-16-055-DC-SB</b>                  | 2    | 4              | 2.0 | 16   | 5.5  | TS 20043I/HG-P |
| <b>GP04-16-055-DC-SC</b>                  | 2    | 4              | 2.0 | 16   | 5.5  | TS 20043I/HG-P |
| <b>GP05-18-060-DC-SB</b>                  | 2    | 5              | 2.5 | 18   | 6.0  | SR34-508       |
| <b>GP05-18-060-DC-SC</b>                  | 2    | 5              | 2.5 | 18   | 6.0  | SR34-508       |
| <b>GP05-18-075-DC-SB</b>                  | 2    | 5              | 2.5 | 18   | 7.5  | SR34-508       |
| <b>GP05-18-075-DC-SC</b>                  | 2    | 5              | 2.5 | 18   | 7.5  | SR34-508       |
| <b>GP06-20-085-DC-SB</b>                  | 2    | 6              | 3.0 | 20   | 8.5  | SR34-508       |
| <b>GP06-20-085-DC-SC</b>                  | 2    | 6              | 3.0 | 20   | 8.5  | SR34-508       |
| <b>GP06-20-100-DC-SB</b>                  | 2    | 6              | 3.0 | 20   | 10.0 | SR34-508       |
| <b>GP06-20-100-DC-SC</b>                  | 2    | 6              | 3.0 | 20   | 10.0 | SR34-508       |
| <b>GP06-20-120-DC-SB</b>                  | 2    | 6              | 3.0 | 20   | 12.0 | SR34-508       |
| <b>GP06-20-120-DC-SC</b>                  | 2    | 6              | 3.0 | 20   | 12.0 | SR34-508       |
| <b>GP07-20-120-DC-SB</b>                  | 2    | 7              | 3.5 | 20   | 12.0 | CSTB-3S        |
| <b>GP07-20-120-DC-SC</b>                  | 2    | 7              | 3.5 | 20   | 12.0 | CSTB-3S        |
| <b>GP08-25-155-DC-SB</b>                  | 2    | 8              | 4.5 | 25   | 15.5 | CSTB-3S        |
| <b>GP08-25-155-DC-SC</b>                  | 2    | 8              | 4.5 | 25   | 15.5 | CSTB-3S        |

Pad for TBTA-TR & TRGD, TRGD3, TRGDL

Shim thickness:

There are numbers marked on each shim: 1-5.  
 The number on the shim indicates the shim's thickness.  
 1=0.01 mm, 2=0.02 mm, 3=0.03 mm  
 4=0.04 mm, 5=0.05 mm



| Item #  | Designation          | W1 (mm) | OAL (mm) | S (mm)    | Applicable guide pad size |
|---------|----------------------|---------|----------|-----------|---------------------------|
| 6285255 | <b>SHIMSET-SGP03</b> | 3.45    | 11.4     | 0.01-0.05 | PAD-SGP03                 |
| 6285255 | <b>SHIMSET-GP03</b>  | 4       | 16       | 0.01-0.05 | PAD-GP04                  |
| 6285255 | <b>SHIMSET-GP05</b>  | 5       | 18       | 0.01-0.05 | PAD-GP05                  |
| 6285255 | <b>SHIMSET-GP06</b>  | 6       | 20       | 0.01-0.05 | PAD-GP06                  |

- ▶ The shim set consists of five shims in different thickness: 0.01, 0.02, 0.03, 0.04, 0.05 mm
- ▶ Shims are sold by set only, and are not to be sold separately

Driver for TRGDL Type

| Driver | Driver code | Dimension (mm) |        |
|--------|-------------|----------------|--------|
|        |             | LS             | DCONMS |
|        | 022         | 50             | 20.00  |
|        | 023         | 56             | 25.00  |
|        | 024         | 60             | 32.00  |
|        | 025         | 70             | 40.00  |
|        | 026         | 80             | 50.00  |
|        | 035         | 56             | 25.00  |
|        | 036         | 60             | 32.00  |
|        | U03         | 70             | 19.05  |
|        | U04         | 70             | 25.40  |
|        | U05         | 70             | 31.75  |
|        | U06         | 70             | 38.10  |